


## Workbook

PE  
1128  
H67  
1983  
c. 2



**Vancouver Community College**  
King Edward Campus



The main objective of the Homefront Learning Video Program and accompanying print material is to enrich and enhance the home tutoring situation by providing supplementary material and additional lessons.

- This manual is divided into two parts - pre-video material and post-video material. The pre-video section prepares the learners for some of the vocabulary and structures they will encounter while viewing the video program. The post-video section reinforces the vocabulary and structures presented in the video program through oral review and reading and writing materials.

Helen Cunningham  
Myrna Rothman  
Susan Yee

Illustrated by  
Jennifer Swanson

Vancouver Community College  
King Edward Campus - Library  
P.O. Box 24630 - Stn. C  
1155 East Broadway  
Vancouver, B.C. V5T 4N3

JAN 14 1986


✓ARCA



PE 1128 H67 1983 c.2  
Cunningham, Helen  
Homefront learning workbook

Date Due

## NOTES TO TUTORS



Before seeing the program, your learner will need some preparation. First of all, prepare him for the instructions he will hear. He needs to be able to respond appropriately to the following:

listen to the conversation;  
repeat after me;  
try it again;  
now, you talk to me;  
now, I will ask you;  
ask these questions; repeat them after me;  
answer the questions;  
here are some new words; repeat them after me;  
listen to me;


Don't teach these instructions in isolation. Incorporate them into your lessons. Remember, your learner doesn't need to say them. He simply needs to be able to understand what is expected of him.

Remember these steps when doing the exercises.


- Present the material orally first - (listening and speaking without print) then do reading and writing.
- When doing a reading exercise, read a line and have your learners repeat it after you before they read on their own. This will ensure natural rhythm.
- Before doing a written exercise, explain the instructions and do the first example together.




Do these exercises before the program.




What is it?  
It's a tub.



What is it?  
It's a shower.




What is it?  
It's a chair.




What is it?  
It's a ship.

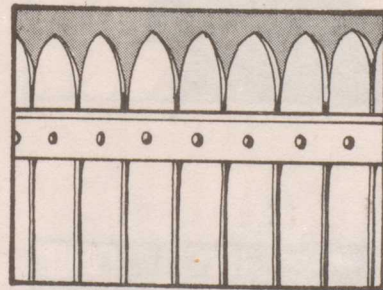




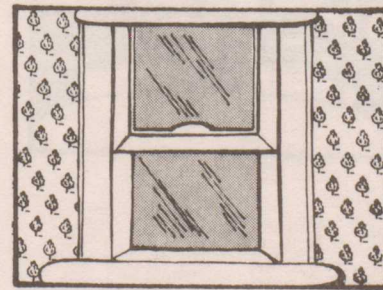
What is it?  
It's a watch.




What is it?  
It's a washer.



What is it?  
It's a fence.

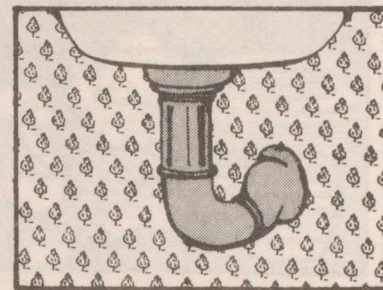


What is it?  
It's a window.




What is it?  
It's a sink.







What is it?  
It's a water pipe.



What is it?  
It's a living room.



What is it?  
It's a kitchen.




What is it?  
It's a bedroom.

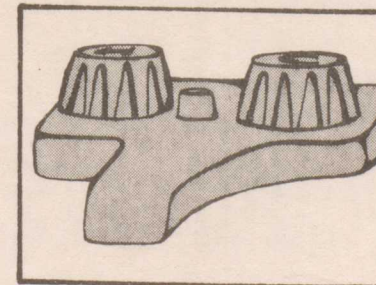




What are they?  
They're dishes.



What are they?  
They're steps.




What is it?  
It's a tap.




What are they?  
They're dishes.



What are they?  
They're steps.



What is it?  
It's a dog.



Do these exercises after the program.

### Exercise 1

Write the second part of these conversations.

1. A: Hello. How are you?  
B: I'm fine thanks. How are you?  
A: Not very well. My back hurts.  
B: That's too bad. I'm sorry to hear that.
2. A: Hello. How are you?  
B: I'm fine thanks. How are you?  
A: Oh very well. My sister is visiting.  
B: That's very nice. I'm glad to hear that.
3. A: Hello. How are you?  
B: \_\_\_\_\_  
A: Not very well. My leg hurts.  
B: \_\_\_\_\_
4. A: Hello. How are you?  
B: \_\_\_\_\_  
A: Oh, very well. I have a new car.  
B: \_\_\_\_\_



Do these exercises after the program.

Exercise 1

Write the second part of these conversations

1. A. Hello. How are you?  
B. I'm fine thanks. How are you?  
A. Not very well. My back hurts.  
B. That's too bad. I'm sorry to hear that.
2. A. Hello. How are you?  
B. I'm fine thanks. How are you?  
A. Oh very well. My sister is visiting.  
B. That's very nice. I'm glad to hear that.
3. A. Hello. How are you?  
B. \_\_\_\_\_  
A. Not very well. My leg hurts.  
B. \_\_\_\_\_
4. A. Hello. How are you?  
B. \_\_\_\_\_  
A. Oh, very well. I have a new car.  
B. \_\_\_\_\_



5. A. Hello. How are you?

B. \_\_\_\_\_

A. Oh, very well. I have a new job.

B. \_\_\_\_\_

6. A. Hello. How are you?


B. \_\_\_\_\_

A. Not very well. I live in an old house  
and the window is broken.

B. \_\_\_\_\_




## Exercise 2




Read these sentences.


The window is broken.



The tub is cracked.



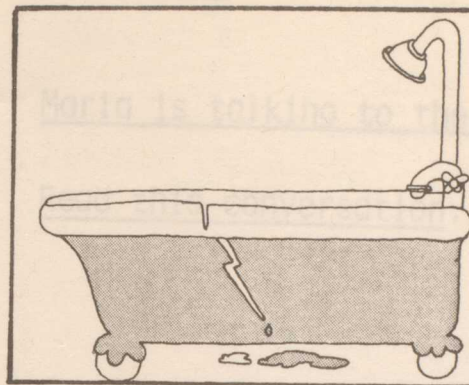
The step is broken.



The sink is plugged.




## Exercise 3




Answer these questions.

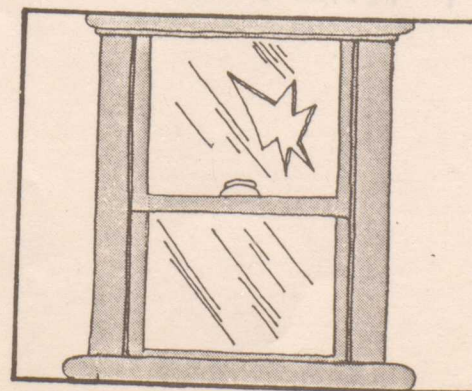
What's wrong with the tub?



What's wrong with the step?



What's wrong with the sink?




What's wrong with the window?



## Exercise 3

Answer these questions.


What's wrong with the tub?



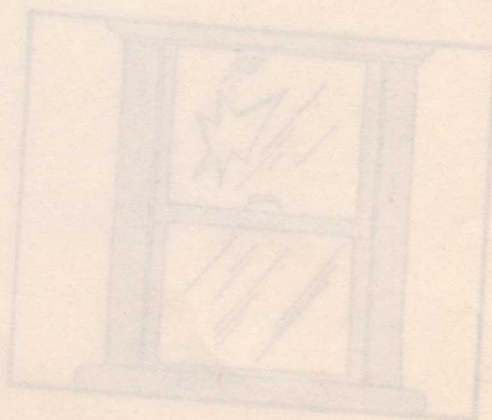
What's wrong with the steps?



What's wrong with the sink?




What's wrong with the window?



## Exercise 4

Maria is talking to the owner.

Read this conversation.



Owner: Hello, Maria. How are you?

Maria: I'm fine thanks. Is this the house?

Owner: Yes, it's a nice place. The rent is \$400 a month. Look at the bathroom. Isn't it nice?

Maria: Yes, it is, but the tub is cracked.

Owner: Well, look at the living room. Isn't it big?

Maria: Yes, it is, but the window is broken.

Owner: Look at the kitchen. Isn't it nice?

Maria: Yes, it is, but the sink is plugged.

Owner: Don't worry. I'll fix everything.





# Exercise 4

Maria is talking to the owner.

Read this conversation.

Owner: Hello, Maria. How are you?

Maria: I'm fine thanks. Is this the house?

Owner: Yes, it's a nice place. The rent is \$400 a month. Look at the bathroom. Isn't it nice?

Maria: Yes, it is, but the tub is cracked.

Owner: Well, look at the living room. Isn't it big?

Maria: Yes, it is, but the window is broken.

Owner: Look at the kitchen. Isn't it nice?

Maria: Yes, it is, but the sink is plugged.

Owner: Don't worry. I'll fix everything.

# Exercise 5

Fill in the blanks.

O. Hello Maria. \_\_\_\_\_ are you?

M. I'm fine thanks. Is this the \_\_\_\_\_?

O. Yes, it's a nice place. The rent is \$400 a month. Look at the bathroom. \_\_\_\_\_ it nice?

M. Yes, it is, but the tub is \_\_\_\_\_.

O. Well, look at the living room. Isn't it \_\_\_\_\_?

M. Yes, it is, but the \_\_\_\_\_ is broken.

O. Look at the \_\_\_\_\_. Isn't it nice?

M. Yes, it is, but the \_\_\_\_\_ is plugged.

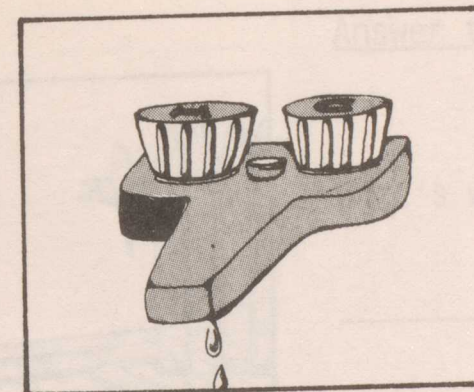
O. Don't worry. I'll \_\_\_\_\_ everything.

fix  
cracked  
kitchen  
window  
sink  
How  
house  
Isn't  
big




## Exercise 6


Read these sentences.



The tap is dripping.



The fence is falling down.




The water pipe is leaking.



Exercise 7

Answer the questions.

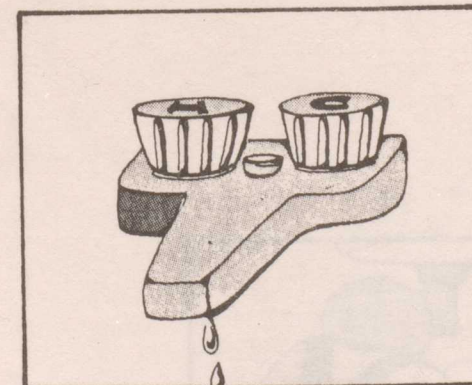


What's wrong with the fence?

---



---




What's wrong with the tap?

---



---



What's wrong with the water pipe?

---




---




Exercise 8

Answer these questions.



What are they doing?

They're fixing the fence




What is he doing?

---



---





What are they doing?

---



---



What is he doing?

---



---



## Exercise 9

Read this conversation and answer the questions.

- A. Maria is living in a house now.
- B. Oh, that's very nice. I'm glad to hear that.
- A. Yes, but there are a lot of things wrong.  
They're fixing the fence and the step, but the  
tap is dripping and the water pipe is leaking.
- B. That's too bad. I'm sorry to hear that.
- A. Well, Maria is calling the plumber now.

1. What are they fixing?

\_\_\_\_\_

2. What's wrong with the tap?

\_\_\_\_\_

3. What's wrong with the water pipe?

\_\_\_\_\_

4. What is Maria doing now?

\_\_\_\_\_



## Exercise 10

Maria is talking to the plumber.  
Read this conversation.

Maria: Hello. Can I speak to the plumber?

Plumber: I'm a plumber. What's wrong?

Maria: Well, the tap is dripping and the  
water pipe is leaking.

Plumber: I'm busy today. Can I come  
tomorrow morning at 8 o'clock?

Maria: Yes. My address is 566 Main Street.





## Exercise 11

Write the lines in the correct order.

Maria: Well, the tap is dripping and the water pipe is leaking.

Plumber: I'm a plumber. What's wrong?

Maria: Yes. My address is 566 Main Street.

Plumber: I'm busy today. Can I come tomorrow morning at 8 o'clock?

Maria: Hello. Can I speak to a plumber?

Maria: \_\_\_\_\_

Plumber: \_\_\_\_\_

Maria: \_\_\_\_\_

Plumber: \_\_\_\_\_

Maria: \_\_\_\_\_



Exercise 12Circle the sound you hear

- |          |           |
|----------|-----------|
| 1. ch sh | 6. ch sh  |
| 2. ch sh | 7. ch sh  |
| 3. ch sh | 8. ch sh  |
| 4. ch sh | 9. ch sh  |
| 5. ch sh | 10. ch sh |

Read these words to your learner.


1. ship 2. chop 3. washer 4. shower 5. watch  
 6. kitchen 7. shoulder 8. cheap 9. wash  
 10. chair



Exercise 13


Fill in the correct letters.

1.




\_\_\_\_\_ air

2.




\_\_\_\_\_ ip

3.



di \_\_\_\_\_


4.



wat \_\_\_\_\_




5.




kit \_\_\_\_ \_\_\_\_ en

6.



wa \_\_\_\_ \_\_\_\_ er


7.



\_\_\_\_ \_\_\_\_ ower




114




2

115



3

116



4